

Community Scrutiny April 2008 to November 2008 Corporate Healthcheck 2008/09



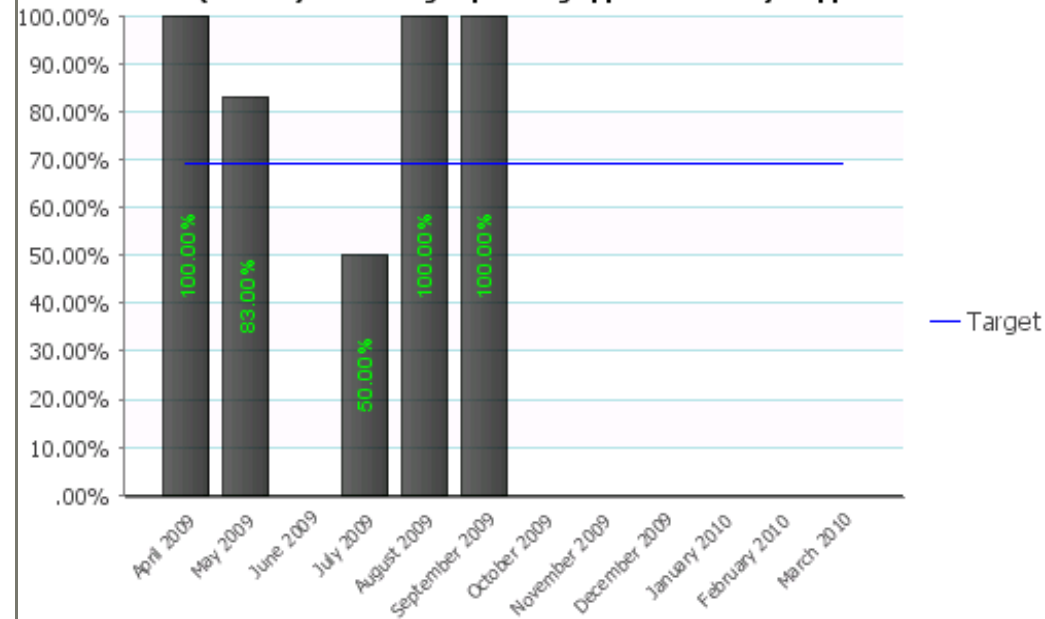
Traffic Light: Red
Category Description: Caring about what's built (and) where

Planning and Building control

PI code	Short Name	Status	Current Value	Current target	Short term trend	Notes	Actioned since last meeting on 21 October 2008
NI 157a (BV109a)	Processing of planning applications: Major applications		50.00%	68.00%		Two Major applications were determined in November and both of these were determined within the relevant 13 week target date. However, section 106 agreements were also finalised on two other Major applications dating from October 2007 and these decisions also had to be dispatched within the month, which affected the resulting monthly figure. The cumulative figure for "Major" applications remains on target.	None.

Trend Chart

NI 157a (BV109a) Processing of planning applications: Major applications



Performance Gauge



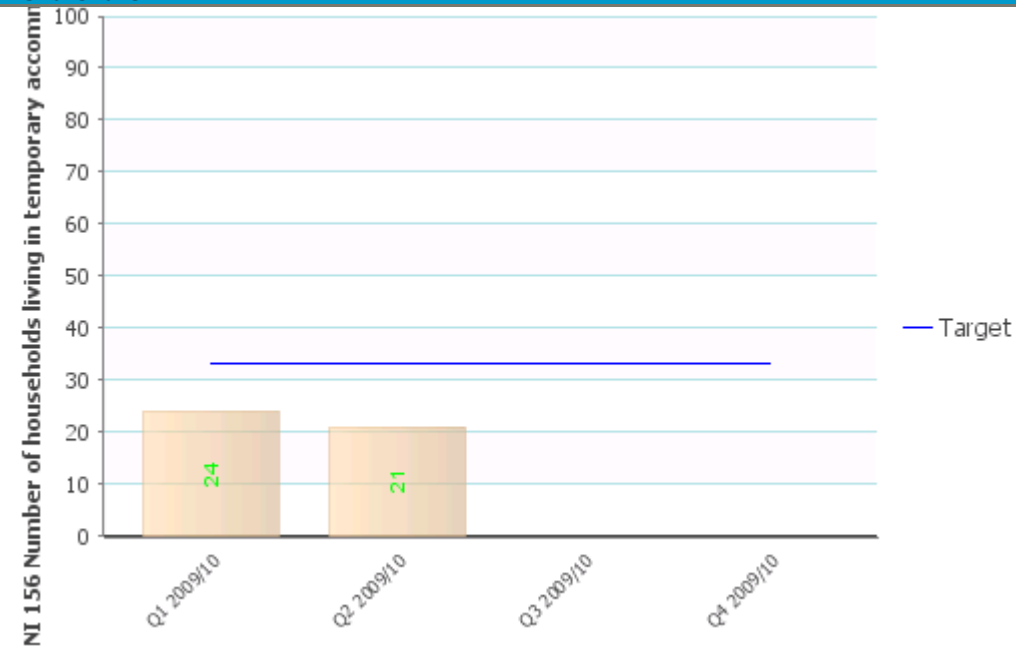
Traffic Light: Red

Category Description: Promoting prosperity & well being providing access & opportunities

Health and Housing

PI code	Short Name	Status	Current Value	Current target	Short term trend	Notes	Actioned since last meeting on 21 October 2008
NI 156	Number of households living in temporary accommodation		43	33		Hillcrest hostel awaiting re-development and all residents have either been re-housed or moved to Thele House. Thele House at maximum capacity.	None



Trend Chart



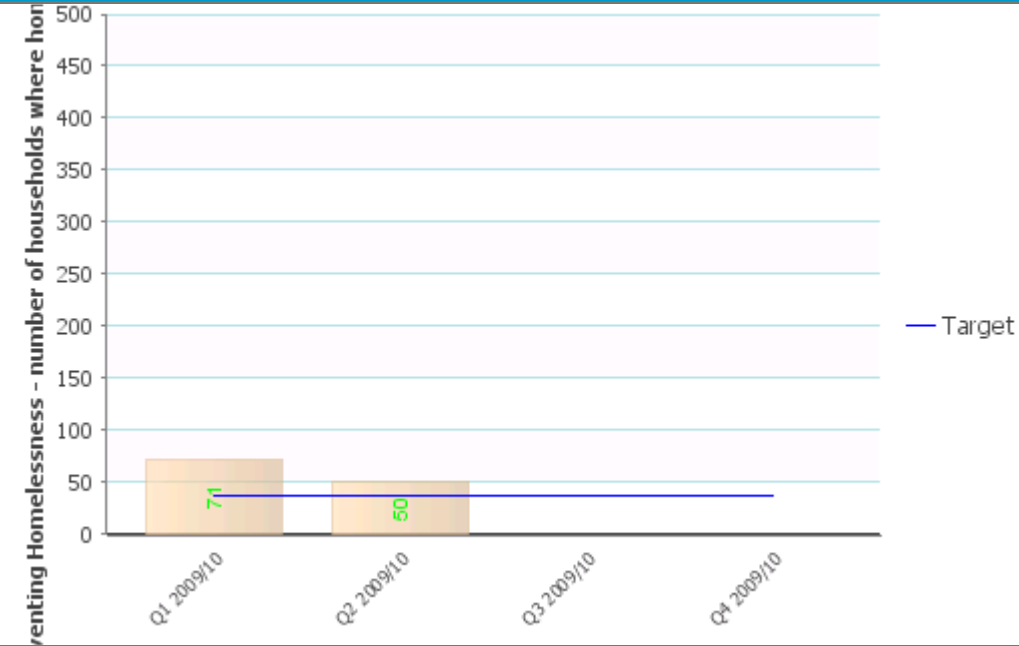
Performance Gauge



Health and housing

PI code	Short Name	Status	Current Value	Current target	Short term trend	Notes	Actioned since last meeting on 21 October 2008
EHPI213	Preventing Homelessness - number of households where homelessness prevented		1.58	3		Housing Options Team prevented approximately 80 households from homelessness by giving Housing Advice and therefore preventing them from having to make a homeless presentation. The indicator is measured by households prevented from homelessness per 1,000 households in the District.	An estimates and targets report went to CMT on 13 January 2009 specifying amendments to the definition of this indicator, which will be reported to the PI Task and Finish Group.

Trend Chart

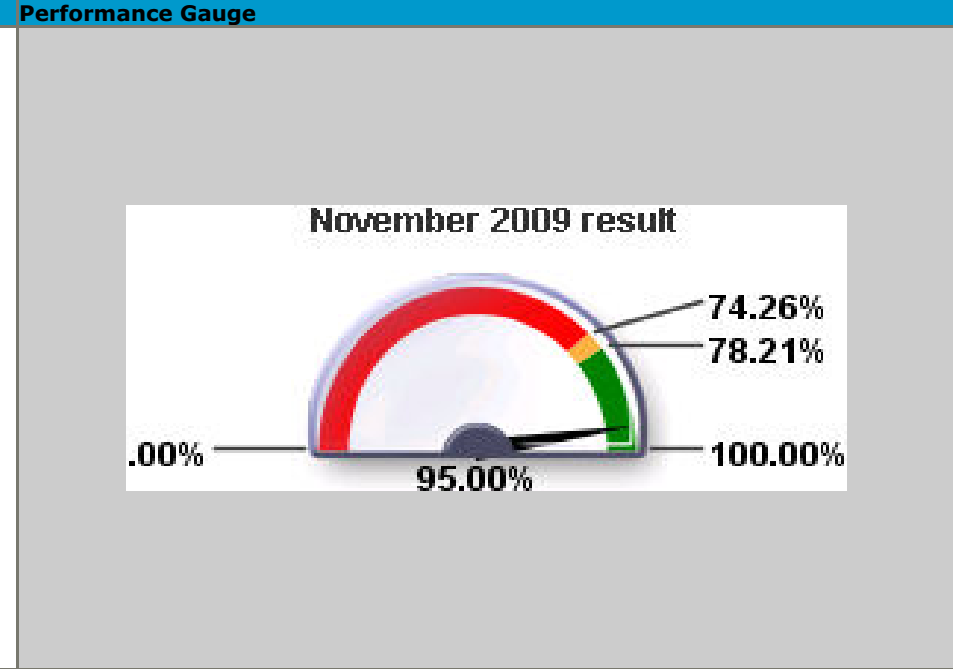
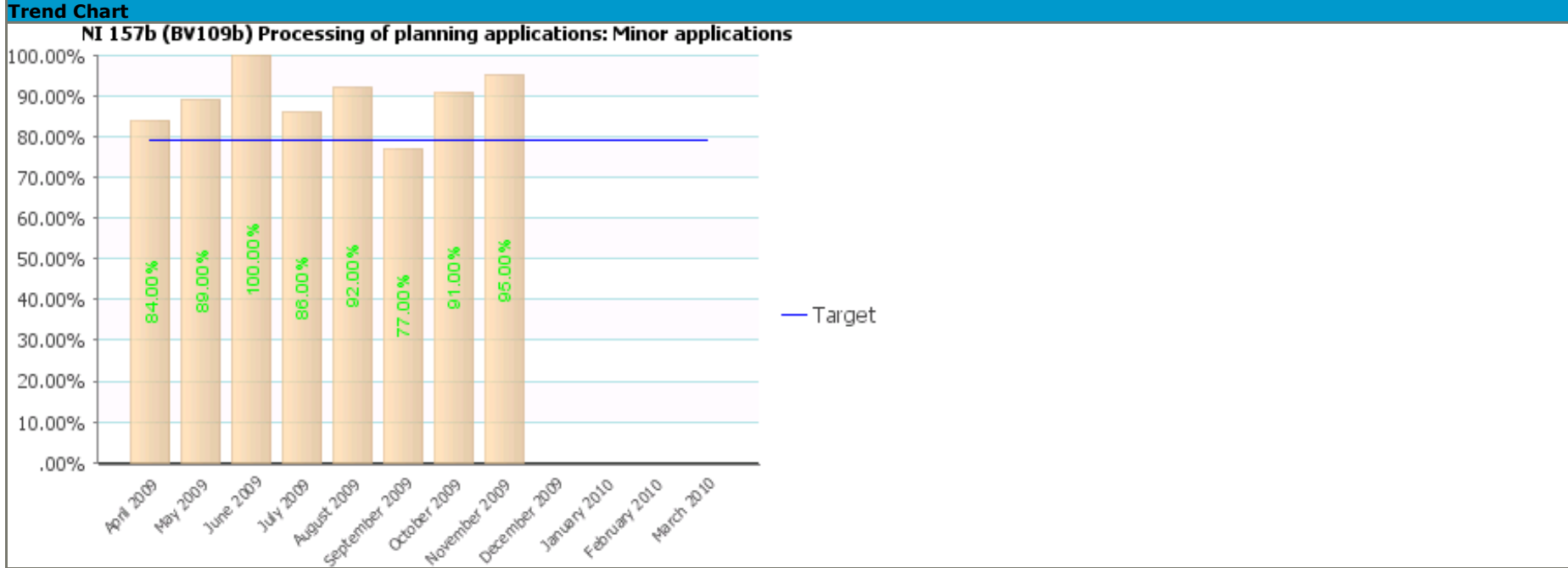


Performance Gauge

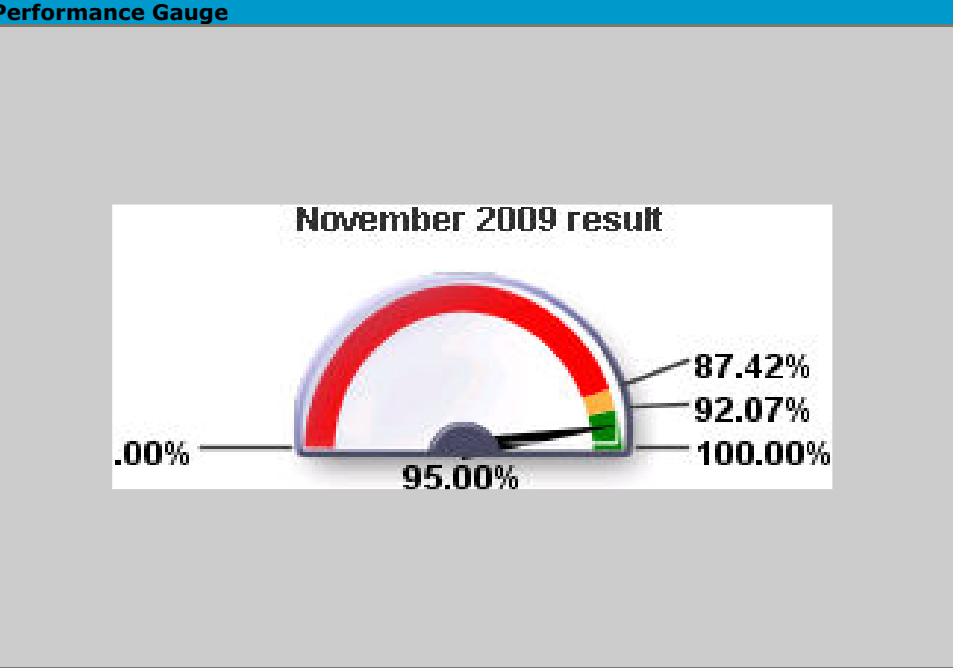
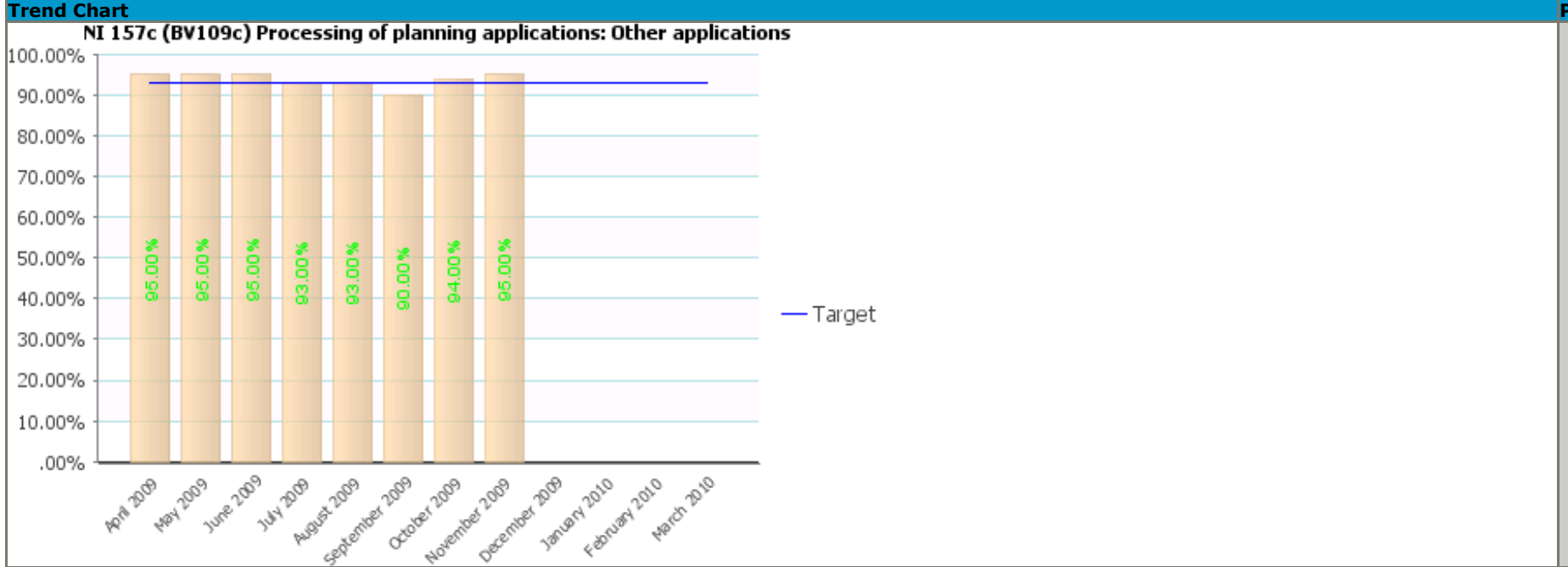


Traffic Light: Green
Category Description: Caring about what's built (and) where

Planning and Building control							
PI code	Short Name	Status	Current Value	Current target	Short term trend	Notes	Actioned since last meeting on 21 October 2008
NI 157b (BV109b)	Processing of planning applications: Minor applications	✓	87.00%	79.00%	↓	Target achieved 34 out of 39 application on time	None



Planning and Building control							
PI code	Short Name	Status	Current Value	Current target	Short term trend	Notes	Actioned since last meeting on 21 October 2008
NI 157c (BV109c)	Processing of planning applications: Other applications	✓	94.00%	92.00%	↓	Target Achieved 98 out of 104 applications determined on time	None



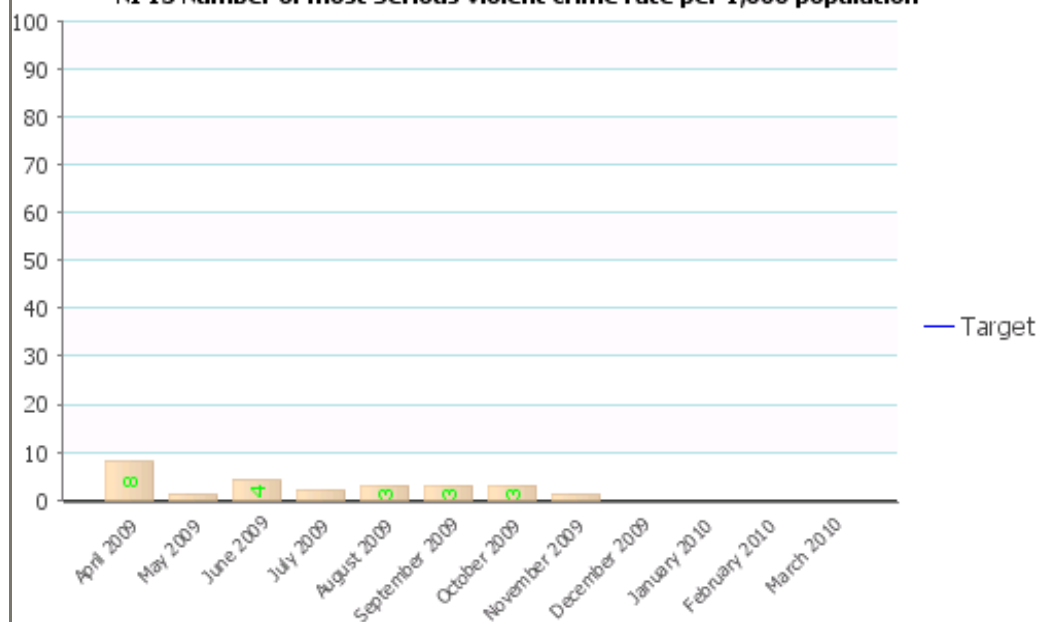
Traffic Light: Unknown
Category Description: Promoting prosperity & well being providing access & opportunities

Licensing and Community Safety


PI code	Short Name	Status	Current Value	Current target	Short term trend	Notes	Actioned since last meeting on 21 October 2008
NI 15	Number of most Serious violent crime rate per 1,000 population	?	N/A	N/A	?	Forces across the country have now been asked by the Home Office to audit their serious violent crimes. Several forces were found to be under reporting on their serious violent crimes, Hertfordshire were actually over counting. The service awaiting the finalisation of this audit before data can be released for the serious violent crime figures. Until this issue is resolved there were no data available for input for the October 2008 and November 2008 period.	None

Trend Chart

NI 15 Number of most Serious violent crime rate per 1,000 population

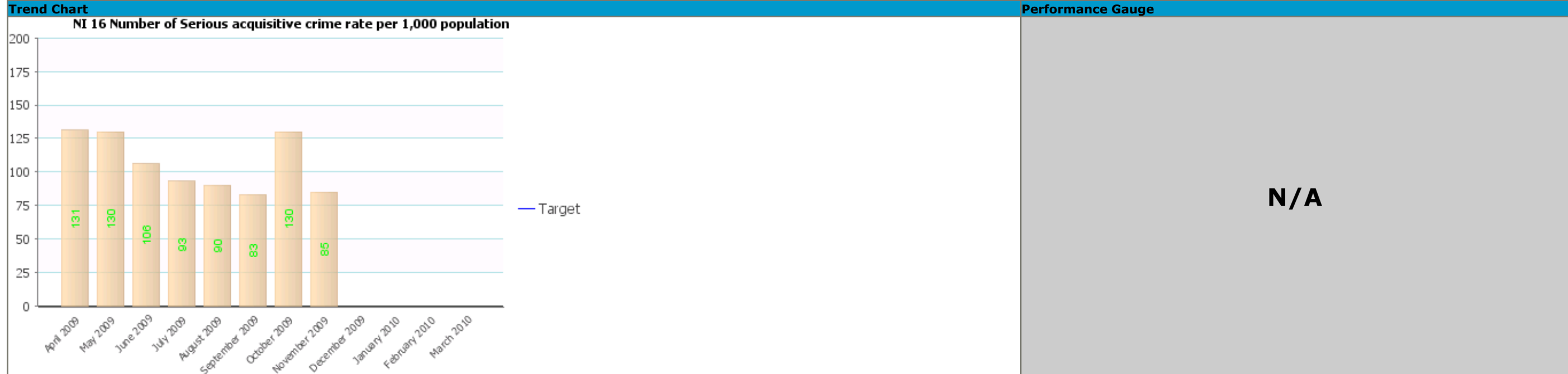


Performance Gauge



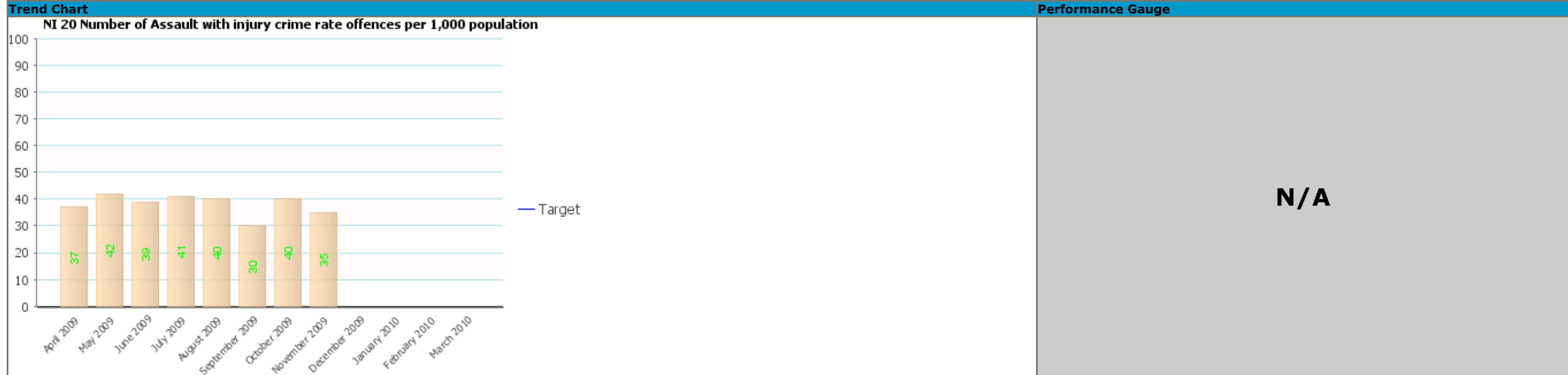
Licensing and Community Safety

PI code	Short Name	Status	Current Value	Current target	Short term trend	Notes	Actioned since last meeting on 21 October 2008
NI 16	Number of Serious acquisitive crime rate per 1,000 population	?	139	N/A	↓	No target was issued for this National Indicator as there is no historical data available to use as a benchmark to set a target and this indicator was introduced from 2008/09.	None



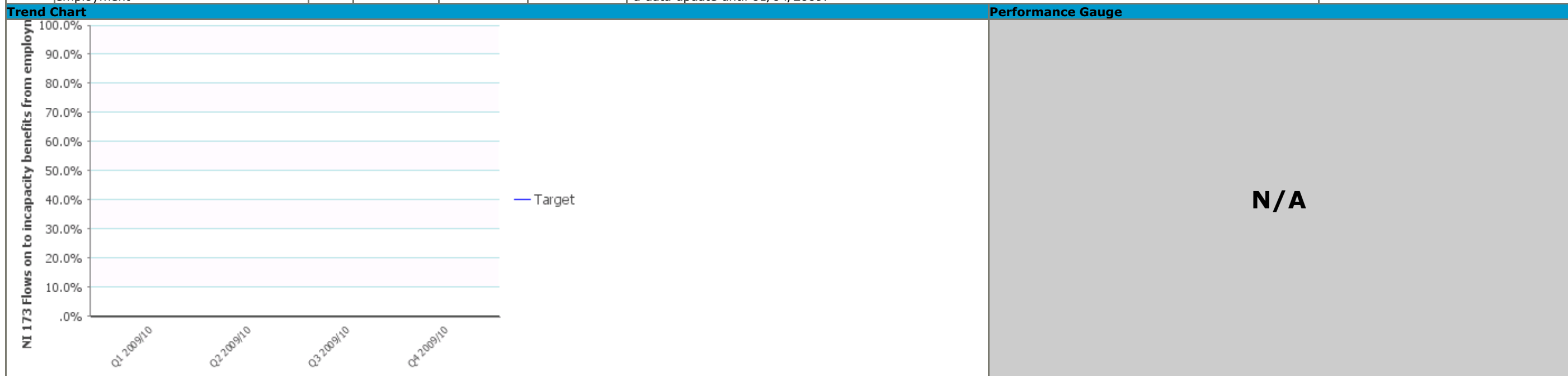
Licensing and Community Safety

PI code	Short Name	Status	Current Value	Current target	Short term trend	Notes	Actioned since last meeting on 21 October 2008
NI 20	Number of Assault with injury crime rate offences per 1,000 population	?	42	N/A	↓	No target was issued for this National Indicator as there is no historical data available to use as a benchmark to set a target and this indicator was introduced from 2008/09.	None



Traffic Light: Unknown
Category Description: Shaping now, shaping the future

PI code	Short Name	Status	Current Value	Current target	Short term trend	Notes	Actioned since last meeting on 21 October 2008
NI 173	Flows on to incapacity benefits from employment	?	N/A	N/A	?	No data available for this quarter. No data had been entered on to the Data Interchange Hub and will not have a data update until 01/04/2009.	None



PI Status	
	This PI is significantly below target.
	This PI is slightly below target.
	This PI is on target.
	This PI cannot be calculated.
	This PI is a data-only PI.

Long Term Trends	
	The value of this PI has improved in the long term.
	The value of this PI has worsened in the long term.
	The value of this PI has not changed in the long term.

Short Term Trends	
	The value of this PI has improved in the short term.
	The value of this PI has worsened in the short term.
	The value of this PI has not changed in the short term.